


SILICONE GAP FILLER PAD TGF-WP-SI

plastic



TGF-WP-SI is an electrically insulating thermally conductive very high performance silicone gap filler. It is ideal for use in applications where a very good thermal transfer over large gaps caused e.g. by big tolerances or different stack up heights must be achieved. Due to the specific formulation and filling with ceramic particles the silicone elastomer has an outstandingly high thermal conductivity. Through its softness and plasticity the material perfectly mates to irregular surfaces thus filling gaps at low pressure. By its use the total thermal resistance is minimised. The natural tackiness of the material allows for an easy and reliable pre-assembly. The material can be mechanically reinforced by a PI film laminate. For an easy and reliable preassembly the interface material can optionally be supplied with an adhesive coating on one side or on both sides.



Release 03 / 2026

PROPERTIES

- Plastic
- Soft and compliant
- Thermal conductivity: 6.0 W/mK
- Operates at very low pressure
- Extraordinary chemical resistance and longterm stability
- Two-side self-tacky

AVAILABILITY

- Sheet 400 x 200 mm
- Tacky on both sides (TGF-WPXXX-SI)
- With PI film laminate, one side adhesive (TGF-WPXXX-SI-LPI-A1)
- With PI film laminate, two sides adhesive (TGF-WPXXX-SI-LPI-A2)
- Die cut parts
- Kiss cut parts on sheet

APPLICATION EXAMPLES

Thermal link of:

- ASICs, BGAs
- Through-hole vias
- Capacitors
- Electronic parts to heat pipes

For use in Automotive applications / Laptops / Medicine engineering / Industrial PCs / Network Communication

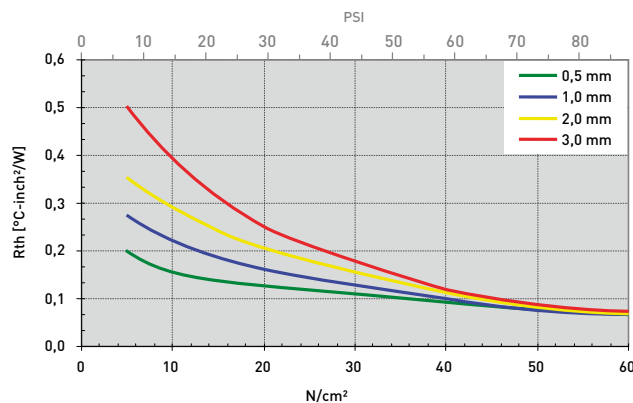
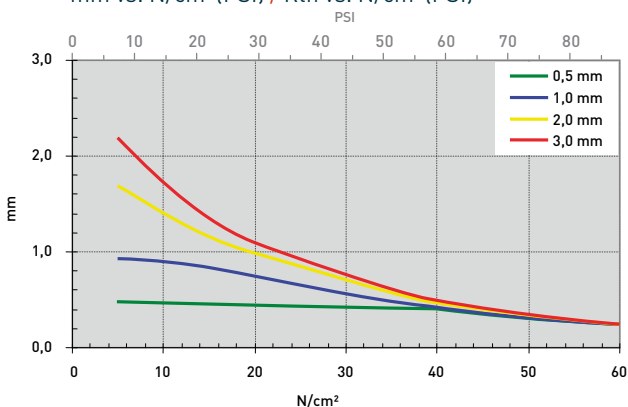
Technical Data Sheet

PROPERTY	UNIT	TGF-WP0500-SI	TGF-WP1000-SI	TGF-WP2000-SI	TGF-WP3000-SI
MATERIAL					
Colour		Apricot	Apricot	Apricot	Apricot
Density	g/cm ³	3.3	3.3	3.3	3.3
Thickness	mm	0.5 ±0.10	1.0 ±0.10	2.0 ±0.20	3.0 ±0.30
Hardness	Shore 00	55	40	40	40
Shelf Life (unopened, dry storage conditions @ < 40°C)	Months	12	12	12	12
UL Flammability	UL 94	V0	V0	V0	V0
RoHS Conformity	2015 / 863 / EU	Yes	Yes	Yes	Yes
THERMAL					
Resistance ¹ @ 60 PSI @ Thickness	°C-inch ² /W (mm)	0.09 [0.40]	0.10 [0.42]	0.11 [0.48]	0.11 [0.49]
Resistance ¹ @ 30 PSI @ Thickness	°C-inch ² /W (mm)	0.12 [0.45]	0.16 [0.75]	0.20 [1.00]	0.25 [1.10]
Resistance ¹ @ 10 PSI @ Thickness	°C-inch ² /W (mm)	0.18 [0.48]	0.25 [0.93]	0.33 [1.59]	0.46 [2.01]
Thermal Conductivity	W/mK	6.0	6.0	6.0	6.0
Operating Temperature Range	°C	- 40 to + 150	- 40 to + 150	- 40 to + 150	- 40 to + 150
ELECTRICALLY					
Dielectric Strength	kV / mm	>5	>5	>5	>5
Volume Resistivity	Ohm - cm	1.0 x 10 ¹²	1.0 x 10 ¹²	1.0 x 10 ¹²	1.0 x 10 ¹²
Dielectric Constant	@ 1 MHz	7.9	7.9	7.9	7.9

Measurement technique according to: ASTM D 5470. All data without warranty and subject to change. Please contact us for further data and information.

Thicknesses: 0.5 mm / 0.75 mm / 1.0 mm / 2.0 mm / 3.0 mm / 4.0 mm / 5.0 mm / ... / 10.0 mm

mm vs. N/cm² (PSI) / Rth vs. N/cm² (PSI)



All technical data and information are without warranty and believed to be reliable and accurate corresponding to the latest state of the art. Since the products are not provided to conform with mutually agreed specifications and their use and processing are unknown we cannot guarantee results, freedom from patent infringement, or their suitability for any application. Product testing by the applicant is recommended. We reserve the right of changes.